

ASPIRE *Cristalle*

Built to perform.


ASPIRE Stereotactic Biopsy System

Accurate and efficient stereotactic biopsy



Available for use with ASPIRE Cristalle, the Stereotactic Biopsy System allows radiologists to easily perform reliable, accurate procedures with all the features of ASPIRE digital mammography.

The optional Stereotactic Biopsy System makes use of the technology, comfort, and efficiency features of ASPIRE Cristalle, with a tube/detector unit that can be positioned from -90° to $+90^{\circ}$. Requires precise enlargement monitor

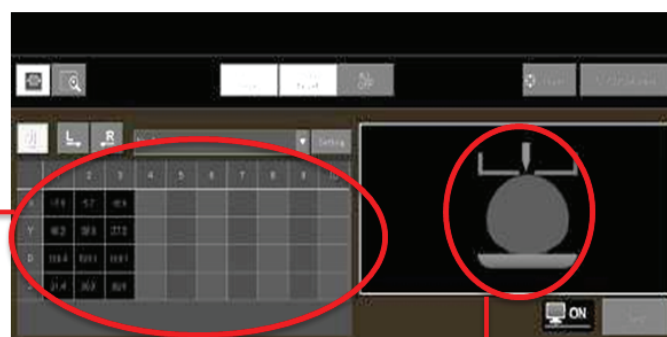


Features

- Tomo Biopsy option allows for targeting of suspicious areas under tomosynthesis guidance. Tomo biopsy is a simpler approach that can help reduce total procedure time.
- Review previous examinations on the acquisition workstation simply by requesting images from PACS.
- Targeting support includes a high-resolution dual-display system, selectable targeting mode (100 or 50 μ m), targeting guide function on stereo images and advanced image processing.
- Target position is shown on display screen, allowing technologist to make fine adjustments of the Z coordinate.
- Quickly and efficiently check needle depth directly from the biopsy device, providing peace of mind for the patient and protecting the exposure table from accidental damage.



	1	2	3	4	5	6	7	8	9	10	11	12
X	-8.5	-7.6	8.5									
Y	50.6	41	30.4									
D	39.4	39.6	39.1									
Z	30.6	30.4	30.9									



	3	4	5
7	2.7	-12.4	
2	29.1	31.5	Delete
6	26.6	39.1	
4	43.4	30.9	




Lateral Biopsy Kit - Cristalle

Optional stereotactic biopsy arm attachment to allow positioning of the needle parallel to the exposure table and away from the patients field of view

Includes:

- Lateral arm and holder
- Lateral needle holder attachment
- Needle guide for test needle
- Lateral Needle stopper test
- Needle guide cover
- Compression paddle for lateral biopsy



Accessories for stereotactic biopsy

Third Party Stereo Biopsy Accessories

800049191 Mammo Stereotactic Breast Biopsy Phantom

Become proficient and confident in mammography needle insertion.

Includes:

- Multiple radiopaque lesions and skin-like resistance
- Solid gel lesions for core biopsies and liquid dye lesions for fine needle aspiration



800047976 Ultra Biopsy Chair WH

