




**Technical Specifications**

- 100-micron pixel size
- 100 µm pixel size (5lp/mm) with selectable HD (100 µm) /HDR (200 µm) resolution
- 72% DQE (1mR)@0cycle/mm –additional 25% dose efficiency over current panels
- AeroDR HD’ high sensitivity and built-in gridline reduction are designed to optimize performance with a stationary grid
- 16 Bit AD Conversion
- AeroSync – Automatic exposure detection for acquisitions up to 4 seconds
- AeroStorage – In-panel storage of up to 100 images
- AeroLink – Built-in wireless access point for simplified configuration
- Load capacity of 400 kg (881 lbs.) and point loads up to 180kg (397 lbs.)
- Bend resistance to 130 kg (287 lbs.)
- Tested and approved to meet MIL-STD-810G drop resistance testing and IPX 6 waterproof rating
- AeroRemote Compatibility
- Up to 8 hours of use after a 30-minute charge in High Dynamic Range mode

	 <b>AeroDR HD 17" x 17"</b>	 <b>AeroDR HD 14" x 17"</b>	 <b>AeroDR HD 10" x 12"</b>
Product Code	8001630	8001404	8001634
Product Code Additional Panel	8001343	8001342	8001314
Weight	3.1 kg (6.8 lbs.)	2.6 kg (5.7 lbs.)	1.5kg (3.3 lbs.)
Image Size	424.8 x 424.8 mm (4,218 x 4,248 pixel)	348.8 x 425.6 mm (3,488 x 4,256 pixel)	245.6 x 296.8 mm (2,456 x 2968 pixel)
Maximum Number of Exposures on a 13 minute charge	217 images/6.0 hours @100 µm 276 images/7.6 hours @200 µm	251 images/6.9 hours @100 µm 309 images/8.6 hours @200 µm	145 images/3.9 hours @100 µm 165 images/4.5 hours @200 µm
<small>Note: Use of AeroSync, AeroStorage and/or AeroLink will reduce uptime</small>			

**Flexible, Valuable Blue Moon Protection**

To minimize downtime, maximize productivity and eliminate risk over a long functional life, Konica Minolta’s Blue Moon service offering for AeroDR Systems goes beyond traditional warranty and equipment service to include onsite and ongoing remote support, 24/7/365 technical assistance, and applications training. Choose from three plan levels – Blue Moon Elite, Select or Basic – to meet your needs and budget. Further improve your experience with Konica Minolta’s AeroRemote™, a cloud-based, active monitoring solution that detects and reports critical and ongoing performance issues, and provides automatic reports that you can review anywhere. This allows you to act on urgent situations immediately and address potential system or user issues before they become problems.

1. When compared with other AeroDR products.  
2. Not compatible with AeroDR AC configurations.

AeroDR and AeroSync are registered trademarks and AeroRemote is a trademark of Konica Minolta, Inc.  
© 2018 Konica Minolta Healthcare Americas, Inc.

Draw deeper insights from your X-ray images.



*AeroDR*



**Konica Minolta Healthcare Americas, Inc.**  
411 Newark Pompton Turnpike  
Wayne, New Jersey 07470  
Tel: (973) 633-1500 Fax: (973) 523-7408  
[konicaminolta.com/medicalusa](http://konicaminolta.com/medicalusa)

M1006 0318 RevB



# High-definition imaging fuels better decisions sooner.

The Konica Minolta AeroDR® HD Flat Panel Detector **provides extremely high-definition radiographic imaging with the same recommended dose<sup>1</sup>**, housed in a lightweight, durable and highly water-resistant enclosure. AeroDR HD is equally suitable for retrofit, new X-ray room, or portable unit applications, equipping you with more visual information to make faster, better patient decisions.

## The Picture You Need When Detail Counts

The AeroDR HD detector incorporates 100-micron pixels — up to four times more than standard resolution panels. This high definition allows you to enlarge small structures on an image to conduct the precise analysis required for extremities, pediatrics and other specialties where subtle image details and dose efficiency are vital to diagnosis. A user selectable High Dynamic Range mode aggregates data to provide faster processing, wider dynamic range and high contrast for larger anatomies.

Improved AeroSync® automatic exposure detection for use without a detector connection, simplifies integration and supports exposure durations of up to 4 seconds, with high sensitivity to accommodate bariatric, low-power and other exams that require longer exposure times.

Normal Scan



Blurring can occur when enlarging a normal scan.

High-Definition Scan



Small areas of an image remain clear and crisp when enlarged in a high-definition scan, giving you visibility into subtle details that can aid in diagnosis.



Easy to read display.



Magnetic connection for docking and charging.



Austenite corners protect against scratches and cracks.

## Advanced Technology That Goes Almost Anywhere

AeroDR HD is offered in 10"x12", 14"x17" and 17"x17" sizes with the choice of generator connection or AeroSync™ Automatic exposure detection to fit your clinical and workflow needs.

A durable protective enclosure absorbs impact from bumps and accidental drops, while an IPX6 waterproof rating safeguards your investment from inevitable spills encountered during portable emergency use. The built-in power cell provides Long uptime on a 30 minute charge, helping to keep you productive on the go.

## Compatible with Other Time-Saving DR Solutions

AeroDR HD high definition imaging can easily be added to any existing AeroDR or CS-7 based CR environment to provide additional radiographic capacity and capabilities. It is fully compatible with the complete family of legacy AeroDR Systems and can be added to or shared without modifications<sup>2</sup>.