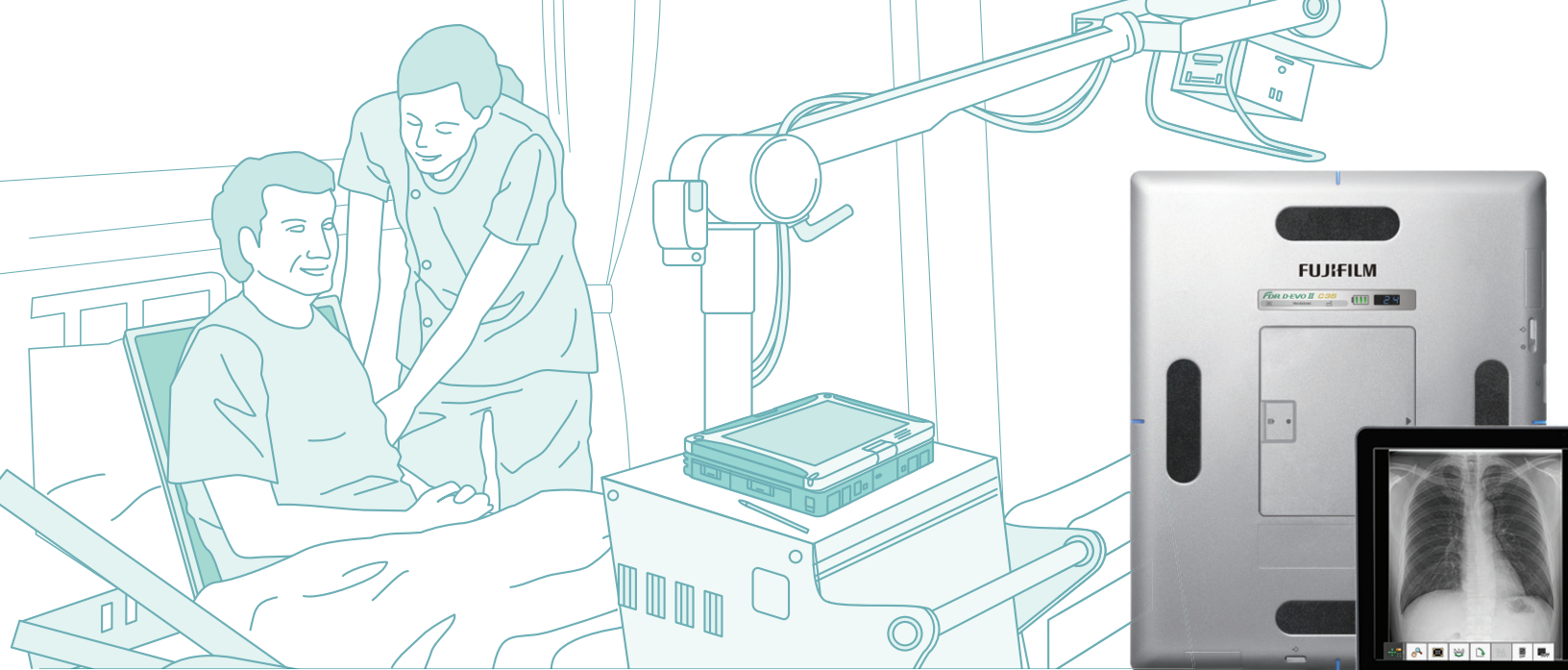


# *FDR-flex* WITH *FDR D-EVO II*

Go digital with the FDR-flex mobile kit, which easily turns an analog system into a DR solution in seconds





## FDR-flex mobile kit brings high quality

The FDR-flex mobile kit is compact enough to be carried to patients anywhere in the hospital who need exams, and flexible enough to turn any analog X-ray system into a complete DR solution instantly. No wired connection to the x-ray system is needed!

### Lightweight & Durable FDR DEVO-II Detectors

Available in standard 14x17", 17x17" and 24x30cm sizes, allowing comfortable fit and easy positioning. 24x30cm offers convenient fit for neonatal isolette trays.

- GOS or CsI models with patented ISS technology for exceptional image quality and dose savings
- Images display in 2-6 secs. with 9-12 sec. cycle times
- All models use same battery type, user swappable



FDR D-EVO II C24



FDR D-EVO II C35



FDR D-EVO II C43



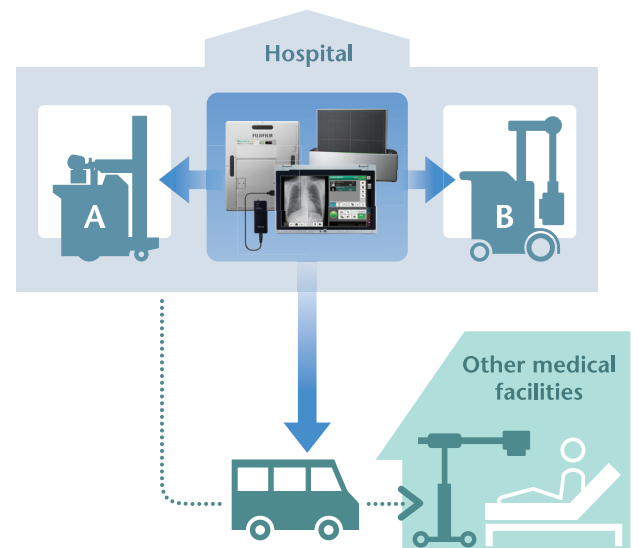
FDR D-EVO II G35



FDR D-EVO II G35

### Completely Portable

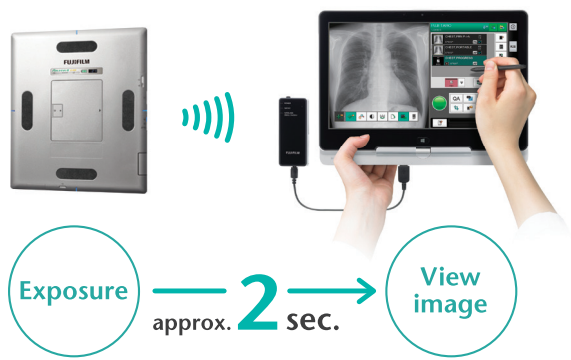
The system can be used throughout the hospital facility without needing to modify existing analog X-ray units. It can also be transported with ease for in home care facilities and other remote medical uses.





digital imaging to any clinical setting.

## Fast & Easy to Use

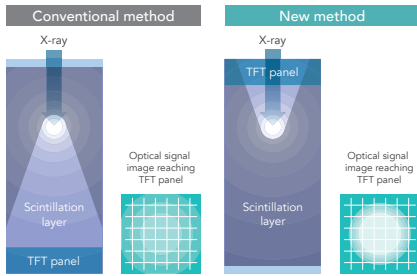


Its fully wireless design simplifies exams. No cords or extra components to get in the way. After exposure, a preview image is ready within seconds, significantly minimizing wait time for the patient and increasing workflow efficiency for the technologist.

## Fujifilm's proprietary technology guarantees high image quality

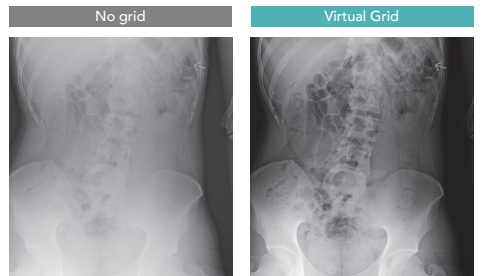
### ISS technology

Fujifilm's patented Irradiated Side Sampling technology focuses its capture electronics at the top of the detector, opposite conventional designs. This revolutionary method outperforms traditional designs, improving signal strength and dose efficiency, resulting in images rich in diagnostic content.



### Virtual Grid™ (option)

Innovative image processing that corrects for the effects of scatter radiation that would otherwise reduce image contrast and clarity for images acquired without an anti-scatter grid. Virtual Grid can be valuable for situations where grid use can be challenging, such as mobile imaging where misalignment of tube angle and/or SID are common.



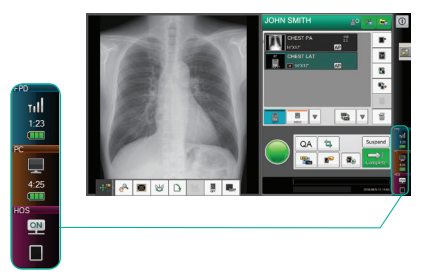
## Enhanced Function of the FDX Console

### Easy Customizable User Interface

Sharper gradation visibility, touchscreen operation and intuitive button icons simplify operation, exam completion time and accuracy. A large image display area, full screen and processing shortcuts optimize image viewability. Extended features such as double click full screen zoom and contrast toggle help better view detail, motion and PICC lines. You can also count on fast, reliable wireless to speed diagnosis and treatment.

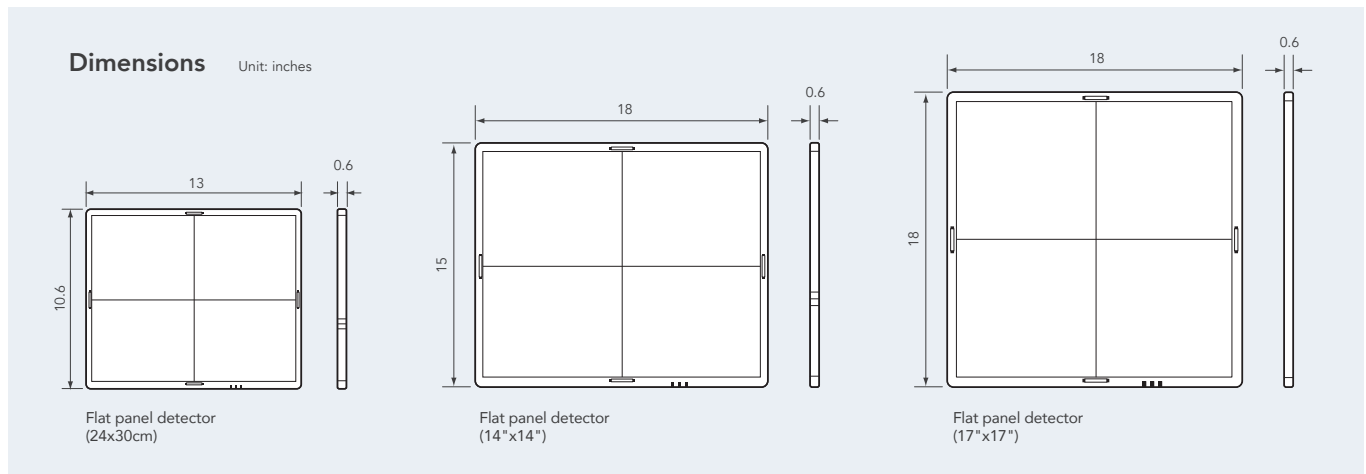
### FDR D-EVO icons & controls

Clear and helpful icons indicate battery level, low battery warning, WiFi connectivity, multiple detector selections and more.



## FDR-flex Specifications


<b>Standard components</b>	Flat panel detector - FDR D-EVO II wireless models GOS wireless 14"x17" and 17"x17" sizes Csl wireless 24x30cm, 14"x17" and 17"x17" sizes Workstation: FDX Console (Mobile) V8.1 or later *Refer to related FDR D-EVO II Detectors and FDX Console brochures for additional details and specifications.	<b>Image preview</b>	<2 sec
<b>Reading grayscale level</b>	16 bits/pixel	<b>Cycle time</b>	14x17", 17x17": <10.5 sec; 24x30cm: <9 sec *Times vary based on detector model, exposure technique and image type.
<b>Pixel size</b>	150µm	<b>External size (W x D x H)</b>	Flat panel detector: 14"x17" models: (Approx.) 18x15x0.6" 17"x17" models: (Approx.) 18x18x0.6" 24x30 model: (Approx.) 13x10.6x0.6" FDX Console: 11.22 x 8.35 x 0.87" *The external dimensions do not include external connections.
<b>Precautions related to grid</b>	Only 40 lines/cm grids are recommended.	<b>Weight</b>	Detectors: Weight varies ranging from as little as 3.3 to 7.1 lbs. depending on model type and size. See related FDR D-EVO II literature for details. FDX Console: Approx. 3.08 lbs.
<b>Image processing</b>	Virtual Grid (optional) Dynamic Visualization Processing Spatial Frequency Processing Gradation Processing Dynamic Range Control (DRC) Processing Multi-Objective Frequency Processing (MFP) Flexible Noise Control (FNC) *Refer to FDX Console brochures for additional details and specifications.	<b>Power supply conditions</b>	Battery Charger: Table top multi-slot for FDR D-EVO II Single phase 50 - 60Hz AC100-240V 1.5A FDX Console: Single phase 47-63Hz, AC90-265V 1.4A Max Laptop battery: 3-6 hours per charge
<b>Connection</b>	Wireless: Detector to Console is 2.4 or 5GHz 802.11n short range, closed loop, handshake, transfers image data only  Console / Network Connection: IEEE802.11a/b/g/n/ac (Depending on in-hospital network environment)		



### Standard configuration



### Optional parts



External appearance and specifications are subject to change without notice.  
All brand names or trademarks are the property of their respective owners.  
All products require the regulatory approval of the importing country.  
For details on their availability, contact our local representative.

**CE** 0123